



New York State Education Department
Office of Special Education
Educational Partnership





New York State Education Department
Office of Special Education
Educational Partnership

How to Support Your Child's Vocabulary



Produced by the Technical Assistance Partnership for Academics



New York State Education Department
Office of Special Education
Educational Partnership

Disclaimer

The resources shown are designed to provide helpful information. Resources are provided for instructional use purposes only and do not constitute NYSED endorsement of any vendor, author, or other sources. To the best of our knowledge, the resources provided are true and complete.

Today's Facilitators

Name

Introductions



NAME



CHILDREN



QUESTIONS

Learning Objectives

Participants will be able to explain the importance of vocabulary instruction for their child in the elementary grades.

Participants will be able to describe ways to incorporate explicit instruction and vocabulary instruction in the home.

Did you have a favorite book as a child? Why or why not?



Definition

Vocabulary

"Vocabulary refers to the meanings and pronunciation of words necessary for communication."

Defining Vocabulary

Receptive Vocabulary

words we recognize


Expressive Vocabulary

words we use



Why should we focus on vocabulary?

Vocabulary exposure gaps have been shown in children as young as three years old. These gaps can be **MILLIONS** of words wide!



Favorite Word Video



How the Home Matters



86% to 98% of the words in a child's vocabulary consist of words in their caregiver's vocabulary.

Vocabulary knowledge at 3-years-old predicts vocabulary knowledge in 3rd grade.

It is never too early, or too late, to start focusing on vocabulary!

What is Explicit Instruction?

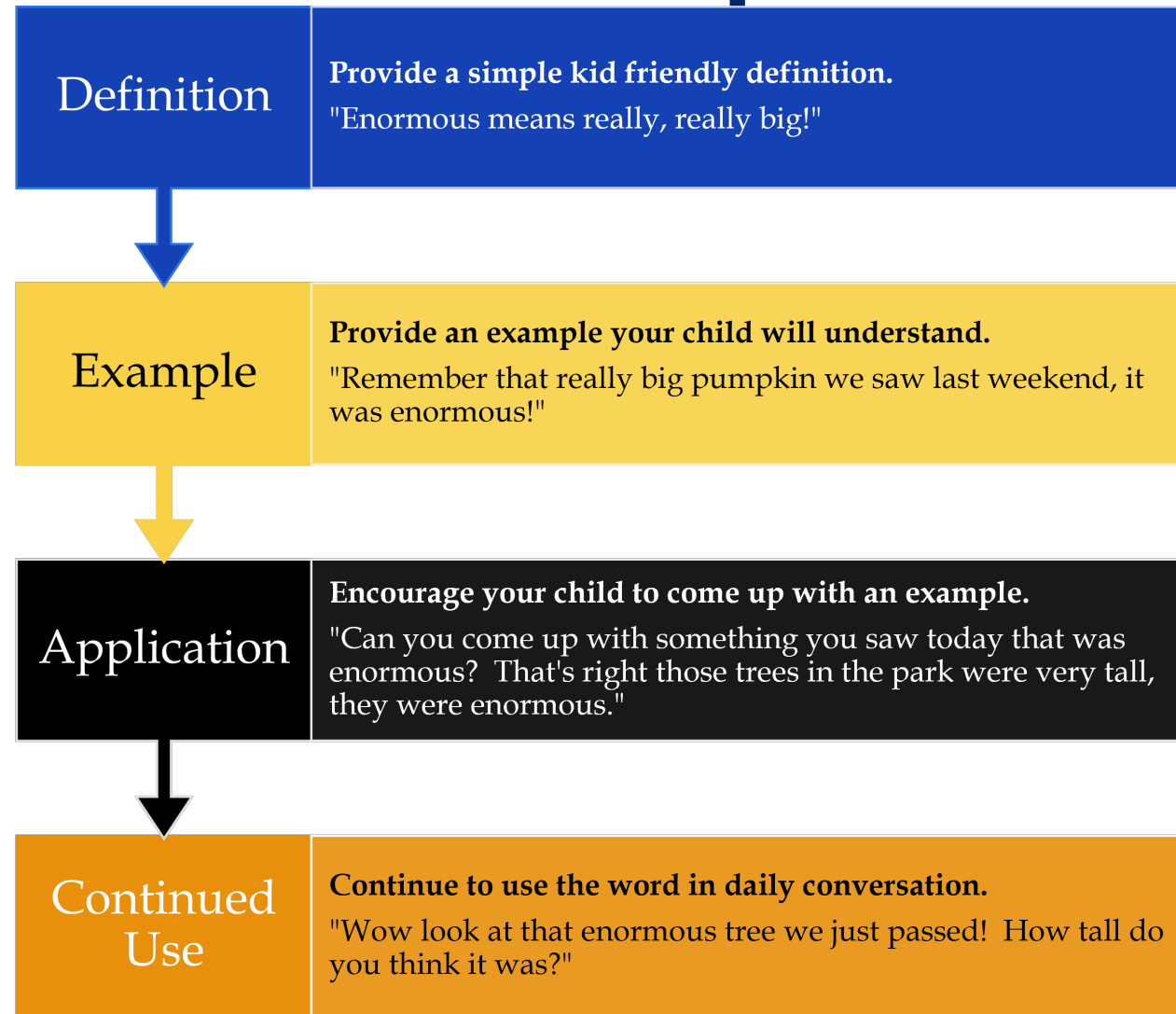
Explicit instruction is *clear, structured*, and *engaging* teaching. It includes high levels of support and feedback from an adult.

For example, consider explicitly teaching “*brushing your teeth.*”

This is important at school *and* at home! The rest of this presentation will focus on opportunities to use explicit instruction at home to build vocabulary.

Explicit Instruction Example

Teaching Words



Vocabulary Video



What if my child can't read yet?

Talk to your child as much as possible.

Read to your child. When you do, make it fun and interesting. If not possible, we'll talk about other things you can do.

Be engaging and make conversation, read-alouds, even a trip to the store interactive! Label objects in the environment for your child.

Follow your child's lead and help them understand their world.



The Importance of Reading to Your Child



Kids who read only one book a day will hear about **290,000 more words by age 5** than those who aren't read to.

Children who have a larger vocabulary are better prepared to see those words in print when beginning to read.

Each picture book contains an average of **228 words**.

Exposure to reading of any kind is helpful! Reading aloud or audio books can help.

Books to Help Build Vocabulary

"My First" books





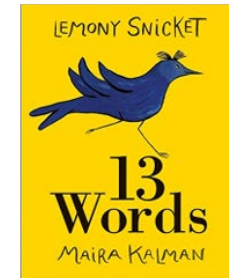


"The Boy Who Loved Words" by Roni Schotter

"The Word Collector" by Peter H Reynolds

"Thesaurus Rex" by Laya Steinberg

"The Incredible Ned" by Bill Maynard

"13 Words" by Lemony Snicket



Books to Build Vocabulary – Help with Read-Alouds

See Handout

DIGITAL BORROWING

Ebooks & Audiobooks | Music | Digital Magazines | Movies & TV

EBOOKS & AUDIOBOOKS



cloudLibrary

Adults, Children, Teens

Access 40,000+ ebooks and audiobooks including world languages (audiobooks only).

How it Works:

- Requires library card registered at Clifton Park-Halfmoon Public Library
- Stream on computer or download to Android, Apple, and Kindle Fire devices
- Loan period = 14 days
- Loan Limit = 10 titles at one time

Access Now

Instructions to Get Started:

[Android, iPad, iPhone, & Kindle Fire](#) [Help](#)

The screenshot shows a YouTube search for "kids read aloud books". The search results include:

- Kids Book Read Aloud: A BAD CASE OF STRIPES by David Shannon** by StoryTime at Awnie's House (1.5M views, 10 months ago). Description: "Do you ever worry about what other people think of you? Camilla Cream worried A LOT people thought of her and her ..."
- The Very Hungry Caterpillar - Animated Film** by Illuminated Films (74M views, 3 years ago). Description: "In the internationally acclaimed The Very Hungry Caterpillar, a tiny caterpillar eats and way through the ..."
- I Don't Want to be a Frog - Kids Books Read Aloud** by Storytime Anytime (20K views, 1 year ago). Description: "I Don't Want To Be A Frog Author - Dev Petty Illustrator - Mike Boldt #StorytimeAnytime #IDontWantToBeAFrog #KidsBooks ..."
- Grumpy Monkey by Suzanne Lang (Read Aloud) | Storytime | Emotions** by Toadstools and Fairy Duet (254K views, 1 year ago). Description: "Please join us for a dramatic read of Grumpy Monkey by Suzanne Lang read by Miss J Book or Purchase Copy ..."
- Dragons Love Tacos by Adam Rubin (Read Aloud) | Storytime** by Toadstools and Fairy Duet (150K views, 1 year ago). Description: "Join us in a dramatic read of Dragons Love Tacos by Adam Rubin read by Miss Jill. To Purchase Copy Visit: ..."

Let's Watch



Let's Talk



Your Local Libraries

Library 1

Address

Phone Number

Services

Library 2

Address

Phone Number

Services

The “Summer Slide”

Children can lose up to 1-3 months of learning over the summer.

Reading 4-5 books over the summer prevents reading decline.

Children who were provided 10-20 books of their choice over the summer showed reading gains.



Suggestions



Engage in conversation with your child about what they are reading in school.



Model an appreciation for reading and literature for your child.



Set aside family reading time or read books together as a family.



Allow your child access to as many books as possible via their school library or your local community library.



Take advantage of story times or youth book clubs in your community.



Stay in contact with your child's teachers and ask how you can support their lessons at home.

Timeline

Zero In

Zero in on your child's interests and provide access to books on that topic



Start
Small

Start small, encourage your child to read short articles, magazines, graphic novels; whatever interests him/her



Share

Share in the reading process with your child, make it a fun family activity

Children At-Risk

Has your child been identified as having a learning disability or otherwise shown to be at-risk?

The supports we talked about can help ALL students.

Students identified at-risk will benefit from more engaging in these strategies.

Talk to your child's teacher to see if there are supports, or even brief interventions, that can be done at home and monitored by the school.

Summary

It is never too early to start helping your child develop vocabulary.

Talking to children helps them develop vocabulary.

Exposure to books will prime your child for later reading.

Combat the "Summer Slide" by encouraging your child to read regularly over the summer. Make reading a family activity!

Meet your child where he/she is with reading. *Any reading is better than no reading!*

Ticket Out the Door



What is one thing you learned today?

What is one strategy you will take home with you?

Contact Us



New York State
EDUCATION DEPARTMENT
Knowledge > Skill > Opportunity



New York State Education Department
Office of Special Education
Educational Partnership



New York State Education Department
Office of Special Education
Educational Partnership
Technical Assistance Partnership
for Academics



UNIVERSITY AT ALBANY
State University of New York